



Australian Hammer Supplies Hire
Unit 3/32 Williamson Road
Ingleburn
NSW 2565

CATERPILLAR CAT335 2D

Major Service


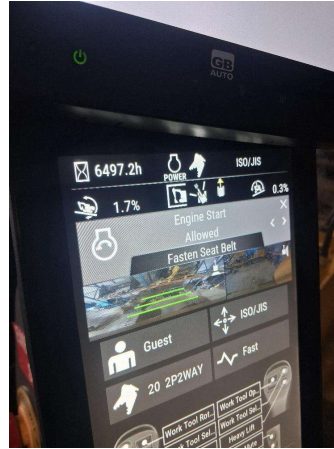

0 14 87 7

Inspection Number	RP054848	Customer No	200000
Serial Number	XBE00602	Customer Name	AUSTRALIAN HAMMER SUPPLIES HIRE
Make	CATERPILLAR	Customer Email	
Model	CAT335 2 D	Works Order	RP054848
Equipment Family	35.1-40T HYDRAULIC EXCAVATOR	Completed On	6/11/2025 9:24:39 AM
Asset ID	AHSH138	Inspector	Collin Graham
Location	AUSTRALIAN HAMMER SUPPLIES HIRE Unit 3/32 WILLIAMSON RD INGLEBURN 2565	PDF Generated On	06/11/2025
		Machine Hours	6494
		Next Meter	6638.09
Customer			

General Info & Comments

General Info/Comments

500hr service



TASK SAFETY INSTRUCTIONS

1.1 Wear Correct PPE at all times	PASS
1.2 All isolation and safe work procedures must be followed	PASS
1.3 Identify task hazards and controls utilising hierarchy or controls model	PASS
1.4 Ensure a competent operator and spotter is utilised to move mobile equipment	PASS
1.5 Ensure all mobile equipment is fundamentally stable	PASS
1.6 Ensure three points of contact is maintained during access and egress	PASS
1.7 Ensure acceptable housekeeping standards are maintained at all times	PASS

MACHINE GENERAL RUNNINGCHECKS

●	2.1 Check all work lights, beacon & reverse alarm for operation	PASS
●	2.2 Test all dash warning lights, gauges and audible alarms for correct operation	PASS
●	2.3 Check idle timer for correct shut down operation	PASS
●	2.4 Check operation of all three emergency stop buttons	PASS
●	2.5 Check operation of horn	PASS
●	2.6 Check operation of reverse camera	PASS
●	2.7 Check alternator charge voltage	PASS
●	2.8 Check operation of auto grease system by manually activating timer	PASS
●	2.9 Check fire system control panel for 'Normal'	N/A

PM FIRE SUPPRESSION SYSTEM

●	5.1 Ensure fire suppression bottle and components are securely mounted and in good condition	N/A
●	5.2 Ensure fire suppression is correctly charged	N/A
●	5.3 Inspect last charge date	DATE:2025-11-06T00:00:00.0000000
●	5.4 Check all fire extinguishers are securely mounted and in good condition	PASS
●	5.5 Check all fire extinguishers are correctly charged	PASS
●	5.6 Inspect last charge date	DATE:2025-11-06T00:00:00.0000000

PM ENGINE

●	6.1 Perform engine valve set	N/A
●	6.2 Inspect air intake system hoses, pipes, clamps for signs of dirt ingress	PASS
●	6.3 Inspect engine for oil or fuel leaks	PASS
●	6.4 Inspect engine components for missing clamps	PASS

● 6.5 Inspect exhaust systemfor signs of leaks, loose bolts or missing clamps	PASS
● 6.6 Inspect turbo for security and signs of leaks	PASS
● 6.7 Inspect condition of exhaust lagging	PASS
● 6.8 Inspect engine mounts for condition and loose hardware	PASS
● 6.9 Inspect alternator mount condition and adjustment	PASS
● 6.10 Inspect wiring condition and security	PASS
● 6.11 Inspect engine belts	PASS

PM ENGINE COOLINGSYSTEM

● 7.1 Check coolant level	PASS
● 7.2 Check condition of radiator cap	PASS
● 7.3 Check condition of radiator core	PASS
● 7.4 Check cooling systemfor signs of leaks	PASS
● 7.5 Check hose and clamp condition	PASS
● 7.6 Inspect fan condition and operation	PASS
● 7.7 Inspect radiator and fan guard condition	PASS

PM SWINGTRANSMISSION

● 8.1 Inspect swing transmission for signs of leaks	PASS
● 8.2 Inspect swing transmission oil level	PASS

PM HYDRAULIC SYSTEM

● 9.1 Check hydraulic oil level	PASS
● 9.2 Inspect hydraulic cylinders for leaks and security	PASS
● 9.3 Inspect hydraulic hoses for leaks, damage, security	PASS
● 9.4 Inspect hydraulic pump condition, leaks, security	PASS

- | | | |
|---|--|-------------|
| ● | 9.5 Check Pilot Accumulator operation as per OEM Maintenance Procedure - Test Boom Down Functionality with engine off | <i>PASS</i> |
|---|--|-------------|

PM FINAL DRIVES

- | | | |
|---|--|-------------|
| ● | 10.1 Inspect LHS final drive mount condition for leaks and security | <i>PASS</i> |
| ● | 10.2 Inspect LHS oil level and mag plug condition | <i>PASS</i> |
| ● | 10.3 Inspect RHS final drive mount condition for leaks and security | <i>PASS</i> |
| ● | 10.4 Inspect RHS oil level and mag plug condition | <i>PASS</i> |

PM UNDERCARRIAGE

- | | | |
|---|--|-------------|
| ● | 11.1 Inspect LHS track tension | <i>PASS</i> |
| ● | 11.2 Inspect RHS track tension | <i>PASS</i> |
| ● | 11.3 Inspect tracks for loose/missing bolts | <i>PASS</i> |
| ● | 11.4 Inspect load and carrier rollers for signs of leaks | <i>PASS</i> |
| ● | 11.5 Inspect idlers for signs of leaks | <i>PASS</i> |
| ● | 11.6 Inspect sprocket segments condition | <i>PASS</i> |
| ● | 11.7 Inspect track frame for cracks, lose or missing hardware | <i>PASS</i> |

PM FRAME AND BODY

- | | | |
|---|--|-------------|
| ● | 12.1 Check panels for damage and security | <i>PASS</i> |
| ● | 12.2 Check access steps and walkway condition | <i>PASS</i> |
| ● | 12.3 Inspect boom condition – cracks, missing clamps, damaged pipes, excessive movement, lubrication | <i>PASS</i> |
| ● | 12.4 Inspect stick condition – cracks, missing clamps, damaged pipes, excessive movement, lubrication | <i>PASS</i> |
| ● | 12.5 Inspect quick hitch condition and operation | <i>PASS</i> |
| ● | 12.6 Inspect bucket condition – cracks, wear, damage, mounts | <i>N/A</i> |
| ● | 12.7 Inspect GET condition and hardware | <i>N/A</i> |

PM ELECTRICAL SYSTEM

● 13.1 Check battery condition	PASS
● 13.2 Check battery terminal condition	PASS
● 13.3 Check battery security	PASS
● 13.4 Check battery box drain is clear	PASS
● 13.5 Check wiring condition and security	PASS

PM GREASE SYSTEM

● 14.1 Check all points for acceptable lubrication	PASS
● 14.2 Inspect grease system operation	PASS
● 14.3 Check grease line condition	PASS
● 14.4 Refill grease tank	PASS
● 14.5 Lubricate bucket linkage	PASS
● 14.6 Lubricate blade linkage	PASS
● 14.7 Lubricate boom & stick linkage	PASS
● 14.8 Lubricate swing bearing	PASS

PM OPERATOR STATION

● 15.1 Check all doors for correct opening and closing adjustments and operation	PASS
● 15.2 Inspect condition of door seals	PASS
● 15.3 Check window glass and seal condition	PASS
● 15.4 Check mirror condition and adjustments	PASS
● 15.5 Fill window washer reservoir	PASS
● 15.6 Inspect air con vents condition	PASS
● 15.7 Inspect seat belt and mounting hardware	PASS

● 15.8 Inspect seat condition, operation and mounting	PASS
---	------

● 15.9 Replace cabin A/C filter	N/A
---------------------------------	-----

OIL SAMPLING

● 16.1 Engine	PASS
---------------	------

PM POST SERVICE INSPECTION CHECKS

● 17.1 All inspections have been completed and rectified as required	PASS
--	------

● 17.2 All safety related defects have been repaired or reported	PASS
--	------

● 17.3 All defects have been noted and reported	PASS
---	------

● 17.4 All fluids are at correct level and drain plugs tight	PASS
--	------

● 17.5 All oil samples have visually been inspected and any notable signs of contamination have been reported	PASS
---	------

● 17.6 All replaced filters have been cut and inspected and photos added to CAT Inspect and reported to supervisor	PASS
--	------

● 17.7 Machine has been recommissioned and ready for operation	PASS
--	------

● 17.8 PM service notification marked off in Vision Link	PASS
--	------

DEFECTS IDENTIFIED

● 18.1 DEFECTS IDENTIFIED	na
---------------------------	----

OIL USED

● 19.1 Hydraulic oil	0
----------------------	---

● 19.2 Engine oil	19
-------------------	----

● 19.3 Slew oil	0
-----------------	---

● 19.4 Gear oil	0
-----------------	---

● 19.5 Coolant	0
----------------	---



Australian Hammer Supplies Hire
Unit 3/32 Williamson Road
Ingleburn
NSW 2565

● Site photo

● Site photo

● Site photo

● Site photo

● Site photo

● Site photo

● Site photo

● Site photo

● Site photo

● Site photo

● Site photo

● Site photo

● Site photo

● Site photo

● Site photo

● Site photo

● Site photo

● Site photo

● Site photo

● Site photo